



*Better
Together*

Empower Transition For Participants

MICHAEL OVERLEY | Customer Relations Director
ALLISON MEYER | Business Development Manager
TARA TYLER | Benefit Plan Advisor



Better Together

MERS is committed to supporting you with a **secure future** that aligns with your financial goals.

We want to provide you with the **best tools and resources** to make the most out of your retirement.

In **March 2026**, we will be moving to a new retirement recordkeeper partner, Empower!



What is a recordkeeper?

A recordkeeper manages the day-to-day operations of your DC, 457, HCSP and IRA plans:

- Keeps track of your account balance
- Processes your contributions and investment selections
- Provides you with access to online tools and resources



AGENDA

- How your plan will transition seamlessly
- MERS investment menu name changes
- Fee structure changes
- First look at the online tools to support you
- Ongoing education

Overview

What's Staying the Same

- MERS will still be the sole fiduciary
- MERS-to-MERS time
- Local education specialists
- MERS will continue to select and monitor investment options
- Payroll deductions (including loan repayments) will continue to be made throughout the transition period

What's Changing

- Online account and communications will get a new look and come from Empower
- Financial planning and investment advice will now be available
- Investment option names
- Administrative fees will be shown differently on quarterly statements
- Contribution rate changes will be made through Empower

A Seamless Transition for Your Plan

Nothing You Need To Do



Plan Transition Guide

Be on the lookout –
coming to your email
inbox or home mailbox
in January!

View a draft in the
conference app!



Better Together

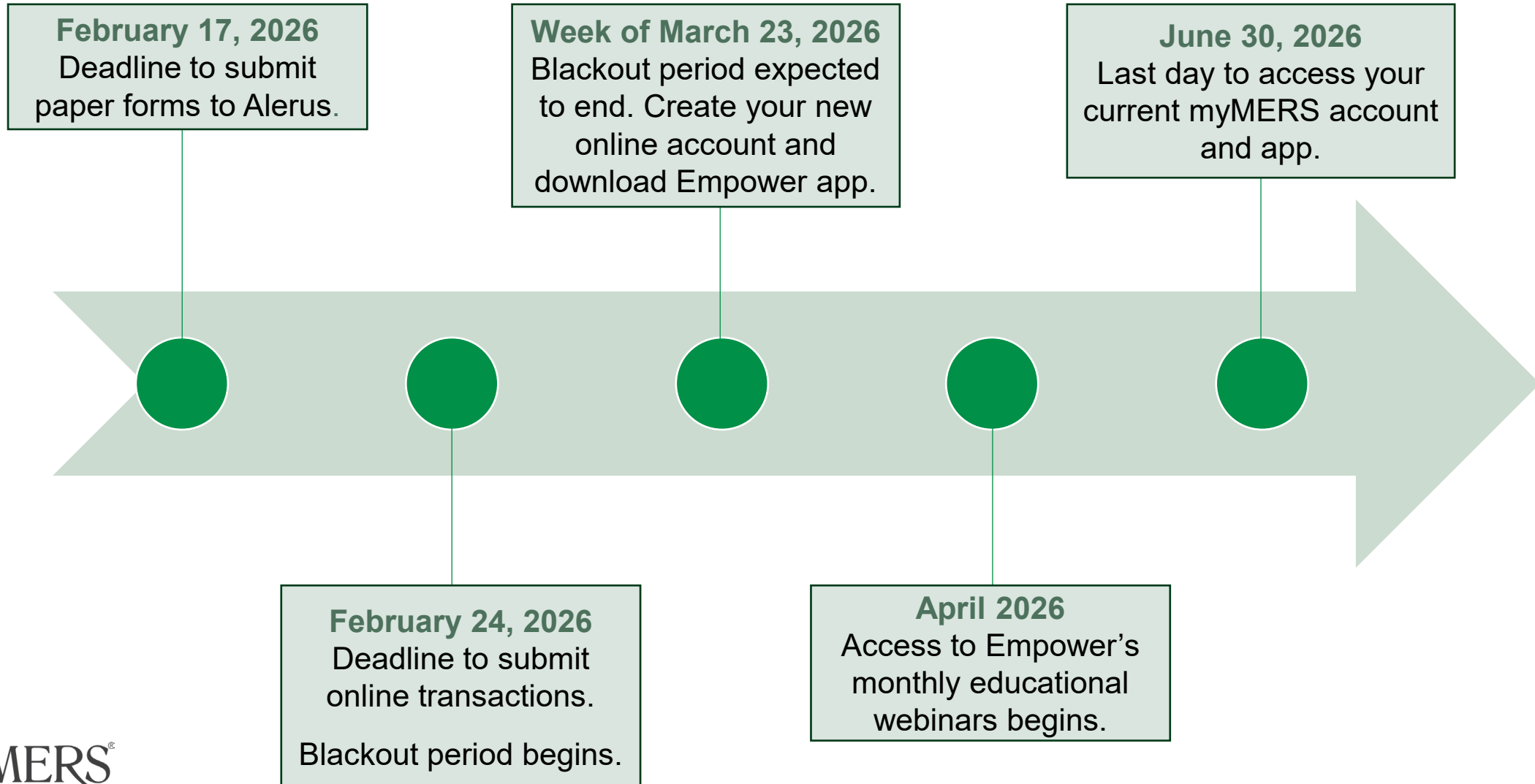
**CHANGES ARE COMING
TO YOUR MERS PLANS**

The following Municipal Employees' Retirement System (MERS) of Michigan plans are changing to a new recordkeeper, Empower, effective March 2, 2026:

- 401(a) Defined Contribution Plan (and the DC Portion of the Hybrid Plan)
- 457(b) Supplemental Retirement Program
- Health Care Savings Program
- Deemed IRA

 **MERS**[®]
Municipal Employees' Retirement System

Key Dates



MERS Investment Menu Name Changes



Investment Categories

1

**Help me
do it**

with
Target Date Funds

2

**I'll do
it myself**

with
Additional Fund Options

1 Target Date Funds – *name changes*

Fund Names <i>Before</i> Transition	Fund Names <i>After</i> Transition
LifePath Retirement Fund	BlackRock LifePath Index Retirement Fund N
LifePath 2030 Fund	BlackRock LifePath Index 2030 Fund N
LifePath 2035 Fund	BlackRock LifePath Index 2035 Fund N
LifePath 2040 Fund	BlackRock LifePath Index 2040 Fund N
LifePath 2045 Fund	BlackRock LifePath Index 2045 Fund N
LifePath 2050 Fund	BlackRock LifePath Index 2050 Fund N
LifePath 2055 Fund	BlackRock LifePath Index 2055 Fund N
LifePath 2060 Fund	BlackRock LifePath Index 2060 Fund N
LifePath 2065 Fund	BlackRock LifePath Index 2065 Fund N
LifePath 2070 Fund	BlackRock LifePath Index 2070 Fund N

2 Additional Fund Options – *name changes*

Fund Names <i>Before</i> Transition	Fund Names <i>After</i> Transition
MERS Total Market Portfolio	MERS Total Market Portfolio
Large Cap Stock Index	BNYM Mellon SL Stock Index Fund Instl
Mid Cap Stock Index	BNYM Mellon SL Mid Cap Stock Index Instl
Small Cap Stock Index	BNYM Mellon SL Small Cap 600 Stock Index Instl
International Stock Index	BNYM Mellon SL International Stock Index Instl
Emerging Market Stock	BNYM Mellon SL Emerging Markets Stock Index Fund Instl
Real Estate Stock Index	BNYM Mellon SL REIT Index Instl
Bond Index	BNYM Mellon SL Aggregate Bond Idx Instl
Stable Value*	Stable Value Fund*

2

Additional Fund Options – *new funds*

Fund Names <i>Before</i> Transition	New Funds <i>After</i> Transition
High Yield Bond Index	BlackRock US High Yield Bond Index Fund F
Short-Term Income	Vanguard Cash Reserves Federal Money Market Fund Admiral
Alerus Money Market*	Vanguard Cash Reserves Federal Money Market Fund Admiral

New Fund *After* Transition

HRA Guaranteed Protection Fund

- Guaranteed investment fund that applies only to HCSP
- \$1,000 balance must remain in the fund for participants that are eligible for reimbursements
- Will be the new default fund for **HCSP Stipend Plans**

What is a HCSP Stipend Plan?

Overview

- An arrangement where the employer contributes money into a terminated participant account.
- If the HCSP plan is a stipend plan, it will be reflected in the plan name which can be found on quarterly statements and online.

How it works:

- The employer may elect to deposit a set contribution amount into the HCSP account on a regular basis.
- The participant can use the account to request tax-free reimbursements for eligible medical expenses.

Fund Fact Sheets

BNY Mellon International Stock Index Fund

Fact Sheet | June 30, 2025

Investor Shares DIISX
Class I DINIX

Goal: The fund seeks to match the performance of the Morgan Stanley Capital International Europe, Australasia, Far East Free Index (the "Index").

Class	CUSIP	Average Annual Total Returns (as of 6/30/25) ¹						
Investor Shares	09661L500	Class/Inception Date	3 Month	YTD	1 Year	3 Year	5 Year	10 Year
Investor Shares (NAV)	06/30/97		12.03%	19.70%	17.63%	15.36%	10.71%	6.08%
Class I (NAV)	08/31/16		12.15%	19.90%	17.96%	15.65%	10.99%	6.32%
Assets for the Fund		MSCI EAFE [®] Index ²	11.78%	19.45%	17.73%	15.97%	11.16%	6.51%

Holdings³
697

Dividend Frequency
Annually

Morningstar Category
Foreign Large Blend

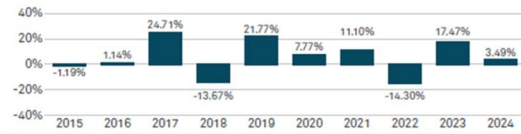
Lipper Category
International Multi-Cap Core

Sub-Adviser
Mellon Investments Corporation

Total Expenses (%)		
Class	Gross ⁴	Net ⁵
Investor Shares	0.61	0.60
Class I	0.36	0.35

The performance data quoted represents past performance, which is no guarantee of future results. Share price and investment return fluctuate, and an investor's shares may be worth more or less than original cost upon redemption. Current performance may be lower or higher than the performance quoted. Data assumes the reinvestment of dividends and capital gains, if any. Performance for periods less than 1 year is not annualized. Go to bny.com/investments for the fund's most recent month-end returns.

Historical Performance (Class I @ NAV)



¹Gross expenses is the total annual operating expense ratio for the fund, before any fee waivers or expense reimbursements. ²Net Expenses is the total annual operating expense ratio for the fund, after any applicable fee waivers or expense reimbursements. The net expense ratio reflects a contractual expense reduction agreement, without which, the returns would have been lower. The agreement may not be amended without the approval of the fund's shareholders. The Net Expenses is the actual fund expense ratio applicable to investors. Not all classes of shares may be available to all investors or through all broker-dealer platforms.

¹For the fund's Class I shares, periods prior to the inception date reflect the performance of the fund's Investor shares. Such performance figures have not been adjusted to reflect applicable class fees and expenses of Class I shares. Each share class is invested in the same portfolio of securities, and the annual returns would have differed only to the extent that the classes have different expenses. Investors should consider, when deciding whether to purchase a particular class of shares, the investment amount, anticipated holding period and other relevant factors. ²Source: FactSet. The MSCI EAFE Index (Europe, Australasia, Far East) is a free float-adjusted, market capitalization-weighted index that is designed to measure the equity market performance of developed markets, excluding the U.S. and Canada. Investors cannot invest directly in any index.

NAV is Net Asset Value. FDIC is Federal Deposit Insurance Corp. YTD is Year to Date. CFA[®] and Chartered Financial Analyst[®] are registered trademarks owned by the CFA Institute.

Not FDIC-insured. Not Bank-Guaranteed. May Lose Value.

BNY | INVESTMENTS

BNY Mellon International Stock Index Fund

Top Country Exposures ³		Top 10 Holdings ³		Sector Allocation ³	
Country	Fund	Company	Fund	Sector	Fund
Japan	21.38%	SAP	1.66%	Financials	23.85%
United Kingdom	11.50%	ASML Holding	1.65%	Industrials	10.05%
Germany	10.17%	Nestle	1.36%	Health Care	11.26%
France	9.35%	Novartis	1.20%	Consumer Discretionary	9.78%
Switzerland	8.64%	Roche Holding	1.20%	Information Technology	8.51%
United States	7.28%	Novo Nordisk	1.18%	Consumer Staples	7.98%
Australia	6.81%	AstraZeneca	1.13%	Materials	5.49%
Netherlands	4.17%	HSBC Holdings	1.12%	Communication Services	5.46%
Spain	3.13%	Shell	1.10%	Utilities	3.51%
Italy	3.00%	Commonwealth Bank Of Australia	1.06%	Energy	3.21%
				Real Estate	1.91%

The holdings listed should not be considered recommendations to buy or sell a security. Large concentrations can increase share price volatility.

Totals may not add up to 100% due to rounding.

Portfolio Manager(s)

David Franco, CFA Fund 2020 Industry 1995	Todd Frysinger, CFA Fund 2020 Industry 1996	Vlasta Sheremeta, CFA Fund 2020 Industry 2010	Michael Stoll Fund 2020 Industry 2005	Marlene Walker Smith Fund 2020 Industry 1990
---	---	---	---	--

Investors should consider the investment objectives, risks, charges and expenses of a mutual fund carefully before investing. To obtain a prospectus, or a summary prospectus, if available, that contains this and other information about a fund, contact your financial professional. For more information, call 1-800-373-9287 or visit bny.com/investments. Read the prospectus carefully before investing. Investors should discuss with their financial professional the eligibility requirements for Class I shares, which are available only to certain eligible investors, and the historical results achieved by the fund's respective share classes.

³Portfolio composition is as of 6/30/2025 and is subject to change at any time.

Risks: Equities are subject to market, market sector, market liquidity, issuer, and investment style risks, among other factors, to varying degrees. Investing in foreign denominated and/or domiciled securities involves special risks, including changes in currency exchange rates, political, economic, and social instability, limited company information, differing auditing and legal standards, and less market liquidity. These risks generally are greater with emerging market countries. The fund uses an indexing strategy. It does not attempt to manage market volatility, use defensive strategies or reduce the effects of any long-term periods of poor stock performance.

The information being provided is general information about our firm and its products and services. It should not be construed as investment advice or a recommendation with respect to any product or service and should not serve as a primary basis for investment decisions. Please consult a legal, tax or financial professional in order to determine whether an investment product or service is appropriate for a particular situation.

The fund's investment adviser is BNY Mellon Investment Adviser, Inc. Investment professionals at Mellon Investments Corporation, an affiliate of the investment adviser, manage the fund as employees of the investment adviser. BNY Mellon Investment Adviser, Inc., Mellon Investments Corporation and BNY Mellon Securities Corporation are subsidiaries of The Bank of New York Mellon Corporation. BNY is the corporate brand of The Bank of New York Mellon Corporation.

© 2025 BNY Mellon Securities Corporation, distributor, 240 Greenwich Street, 9th Floor, New York, NY 10286.

MARK-772325-2025-07-16
0079BFS-0625

Fee Structure Changes



How Fees Work Now

2Q
06/30/25
Page 1 of 2
Investment Menu Summary
1134 Municipal Way Lansing, MI 48917 | 800.767.6377 | www.mersofmich.com
MERS
Municipal Employees' Retirement System

Performance & Fees –
Defined Contribution Plan, Hybrid Plan (Part II), Health Care Savings Program, 457 Program, and IRA
[Online users can click on any fund name below for more detailed information.](#)

Fund Name	Proportion of Stocks	Returns					Total Annual Operating Expense As a % Per \$1,000
		Quarter-to-date	Year-to-date	1 yr.	3 yr.	5 yr.	
LifePath Target Date Funds: "Do it for me"							
LifePath Retirement Fund	4.50%	6.03%	9.49%	-7.48%	4.90%	5.08%	0.39%
LifePath 2020 Fund	5.84%	6.79%	10.80%	-9.75%	7.57%	6.79%	0.39%
LifePath 2025 Fund	7.12%	7.49%	12.00%	-11.46%	9.21%	7.70%	0.39%
LifePath 2040 Fund	8.19%	8.10%	13.12%	-13.13%	10.74%	8.52%	0.39%
LifePath 2045 Fund	9.30%	8.66%	14.18%	-14.67%	12.06%	9.20%	0.39%
LifePath 2050 Fund	10.42%	9.27%	15.22%	-15.82%	12.91%	9.62%	0.39%
LifePath 2055 Fund	10.96%	9.58%	15.76%	-16.28%	13.30%	9.76%	0.39%
LifePath 2060 Fund	11.04%	9.63%	15.82%	-16.31%	13.21%	9.77%	0.39%
LifePath 2065 Fund	11.03%	9.62%	15.84%	-16.30%	13.18%	9.77%	0.39%
LifePath 2070 Fund	11.03%	9.62%	-	-	-	-	0.39%
Premium Select Options: "Help me do it"							
Portfolios Built for You (Stocks/Bonds)							
MERS Total Market Portfolio	5.33%	6.52%	9.45%	8.85%	8.56%	6.76%	0.70%
MERS Global Stock Portfolio 1,000.00	10.76%	10.79%	15.80%	15.41%	12.65%	9.22%	0.37%
MERS Established Market Portfolio 60/40	6.77%	7.98%	11.96%	10.53%	7.59%	6.56%	0.39%
MERS Diversified Bond Portfolio 10/100	0.93%	-3.69%	6.20%	-3.35%	0.16%	1.89%	0.41%
Funds to Build Your Own Portfolio							
Large Cap Stock Index	10.85%	6.01%	14.83%	19.27%	16.23%	13.22%	0.34%
Mid Cap Stock Index	6.65%	0.06%	7.28%	12.44%	13.04%	8.98%	0.35%
Small Cap Stock Index	4.87%	-4.56%	4.45%	-7.17%	11.54%	7.90%	0.35%
International Stock Index	11.25%	19.95%	17.83%	16.06%	10.70%	6.14%	0.37%
Emerging Market Stock	11.76%	15.15%	15.59%	10.55%	7.38%	4.71%	0.40%
Real Estate Stock Index	-1.78%	-0.70%	7.73%	4.54%	8.25%	6.83%	0.37%
Bond Index	1.13%	3.87%	5.74%	-2.23%	-1.04%	1.49%	0.35%
High Yield Bond Index	3.14%	4.04%	10.61%	9.74%	5.44%	4.65%	0.38%
Short-Term Income	1.13%	3.14%	5.99%	3.84%	1.86%	1.75%	0.38%
Stable Value (not available for HCSF or IRA)	1.05%	2.07%	4.24%	3.18%	2.56%	2.31%	0.63%
Alerus Money Market (HCSF participants only)	-	-	-	-	-	-	0.28%

Disclaimer
Returns: Returns are presented after the Total Annual Operating Expense. Returns for the LifePath Target Date Funds are provided by BlackRock, all other fund return information is provided by MERS' custodial bank, Bank of New York Mellon. Returns for periods greater than one year are annualized. The investment fund options offered in MERS' participant directed account investment menu are subject to investment risks from a number of sources, including the management style of the particular investment fund and market volatility, which can shift significantly and unexpectedly in response to company, political, regulatory, market or economic developments. The total return, like securities prices generally, may fluctuate within a wide range. As a result, an investor may lose money over short or long periods. Funds are also subject to investment-related risk, which is the chance that returns from companies invested in by the funds will trail returns from other asset classes or the overall market. Investment decisions should be made carefully with the assistance of independent experts when appropriate.

MERS Admin Fees are **0.33%**

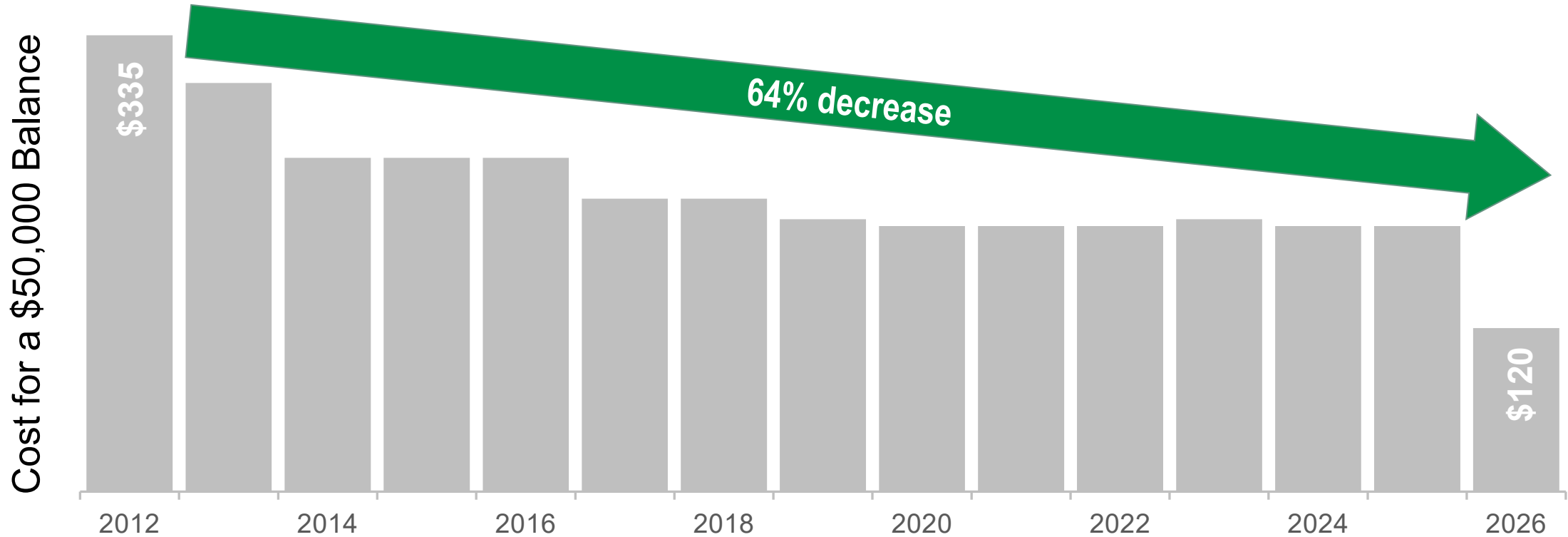
The takeaway: The amount you paid in fees was something you had to calculate, and it varied from person to person depending on account balances.

How Fees Will Work Moving Forward

- **Effective April 2026, administrative fees will be \$10 per month.**
- This fee is charged **once per individual**, regardless of the number of plans you are enrolled in (DC, 457, HCSP, or IRA).
- This modern approach provides **greater transparency**, ensures fees are displayed directly on quarterly statements, and more **evenly distributes administrative costs**.

The takeaway: The new structure will result in **one fee per person**, no matter how many plans you are enrolled in.

A History of Cost Reduction



Annual Cost Comparison

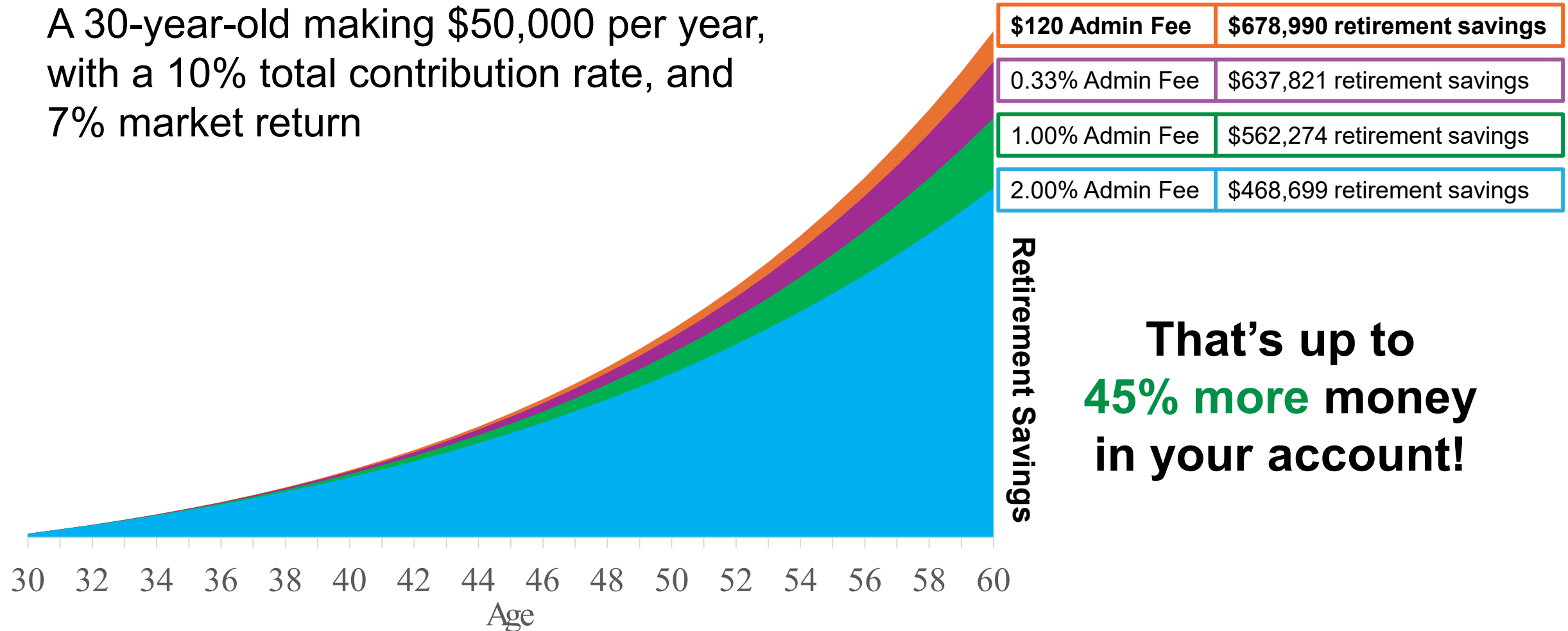
Asset Based vs. Flat Fees

Remember the total account balance below includes all your MERS savings plans. **There is no penalty for saving more money!**

Total Account Balance	Sample Plan with 2.00% Admin Fee	Sample Plan with 1.00% Admin Fee	MERS Old Admin Fee 0.33%	MERS New Admin Fee
\$50,000	\$1,000	\$500	\$165	\$120
\$100,000	\$2,000	\$1,000	\$330	\$120
\$250,000	\$5,000	\$2,500	\$825	\$120
\$500,000	\$10,000	\$5,000	\$1,650	\$120

Impact on Account Balance Example

A 30-year-old making \$50,000 per year, with a 10% total contribution rate, and 7% market return



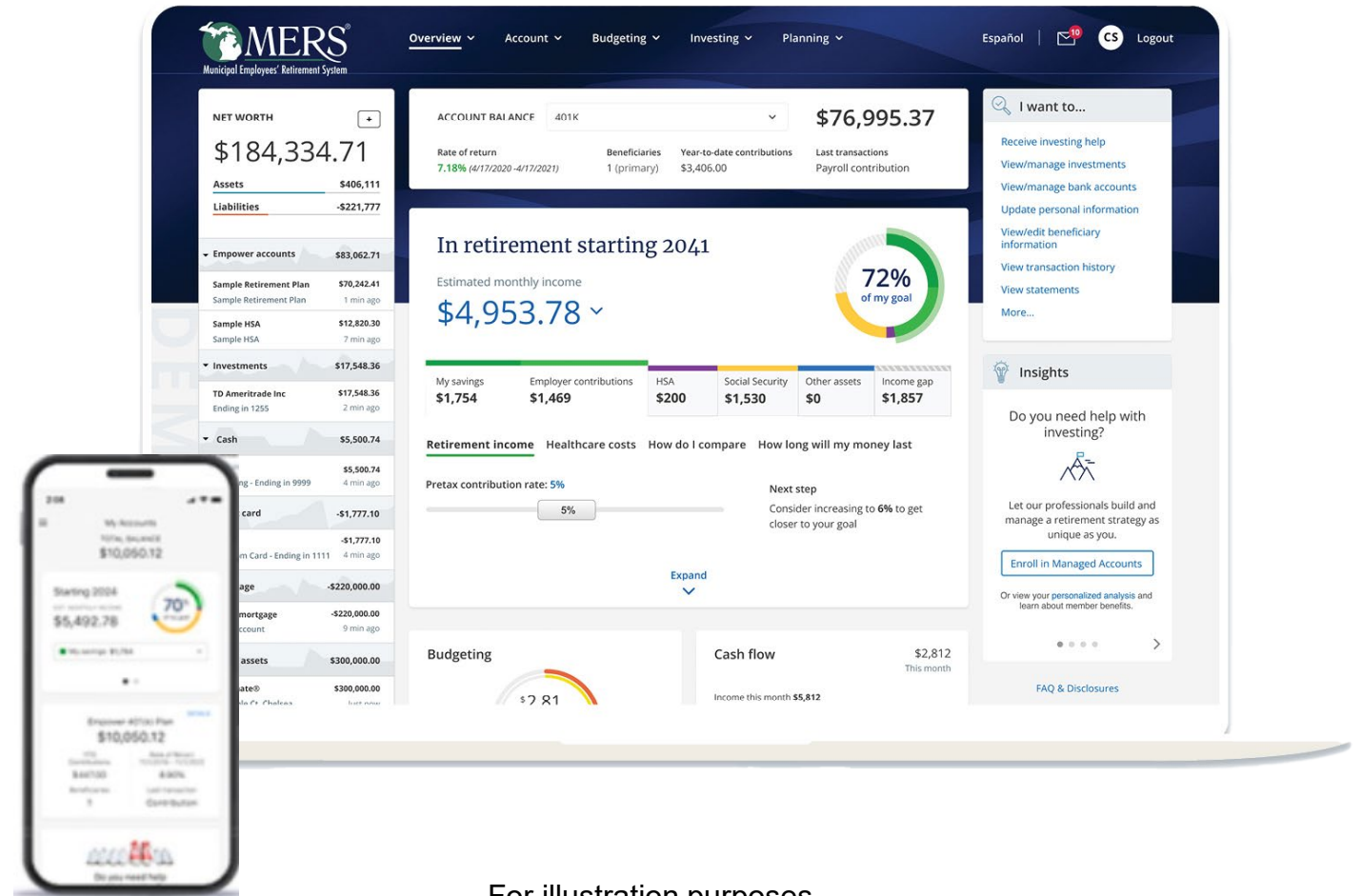
That's up to **45% more money** in your account!

A First Look at the Online Tools to Support You



Your New Online Account Dashboard

- See all your accounts in one place
- Track, manage, and plan your financial life
- Know your estimated monthly retirement income



For illustration purposes

1

NET WORTH » +

\$25,482

Assets \$25,482

Liabilities \$0

Empower accounts \$25,482.00

MERS 457(b) Plan	\$22,031.72
MERS 457(b) Plan	2/24/2025
MERS DC Plan	\$1,019.28
MERS DC Plan	2/24/2025
MERS Defined Benefit Plan	\$33.00
MERS Defined Benefit Plan	2/24/2025
MERS HCSP	\$2,431.00
MERS HCSP	2/24/2025

All your accounts under one roof

Connect your accounts to see the complete picture of your accounts and balances all in the same place.

How to Link Accounts

2

ACCOUNT BALANCE MERS DC Plan ▼ **\$1,019.28**

Rate of return > 7.89% (2/14/2022 - 2/14/2025)

Beneficiaries > 1 (primary)

Your YTD contributions > \$3,406.00

Last transaction > Payroll Contribution

5

In retirement starting 2050

Estimated monthly income

\$1,857 ▼

55% of my goal

My savings	HSA	Social Security	Other assets	Income gap
\$721	\$93	\$1,042	\$0	\$1,550

Retirement income | Healthcare costs | How do I compare | How long will my money last

MERS 457(b) Plan

Contributions: 5.7% [+] Add a new contribution

Edit

Next Step

- Consider increasing your deferral by 1% per year to reach your retirement

3

I want to...

- View statements and documents
- Upload a document
- View/edit beneficiary information
- Update personal information
- Enroll in My Total Retirement
- More...

INSIGHTS

4

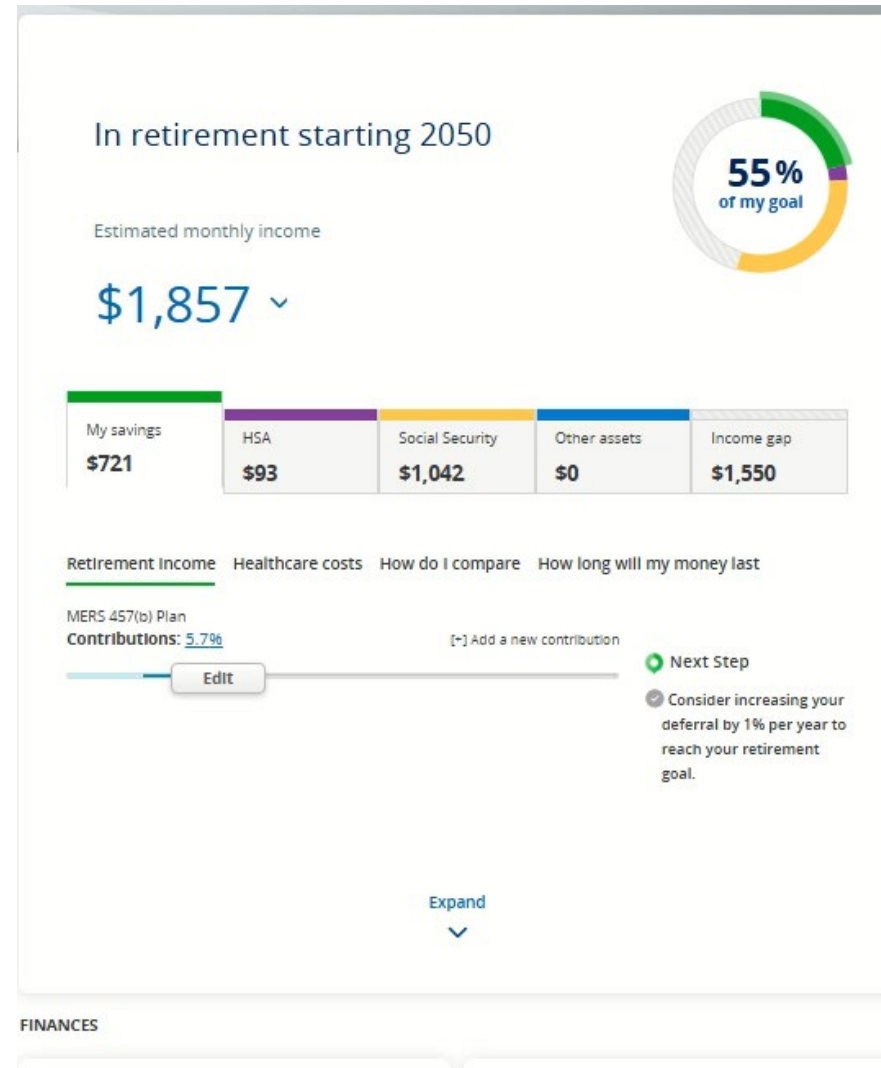
Insights

Add or update your beneficiary

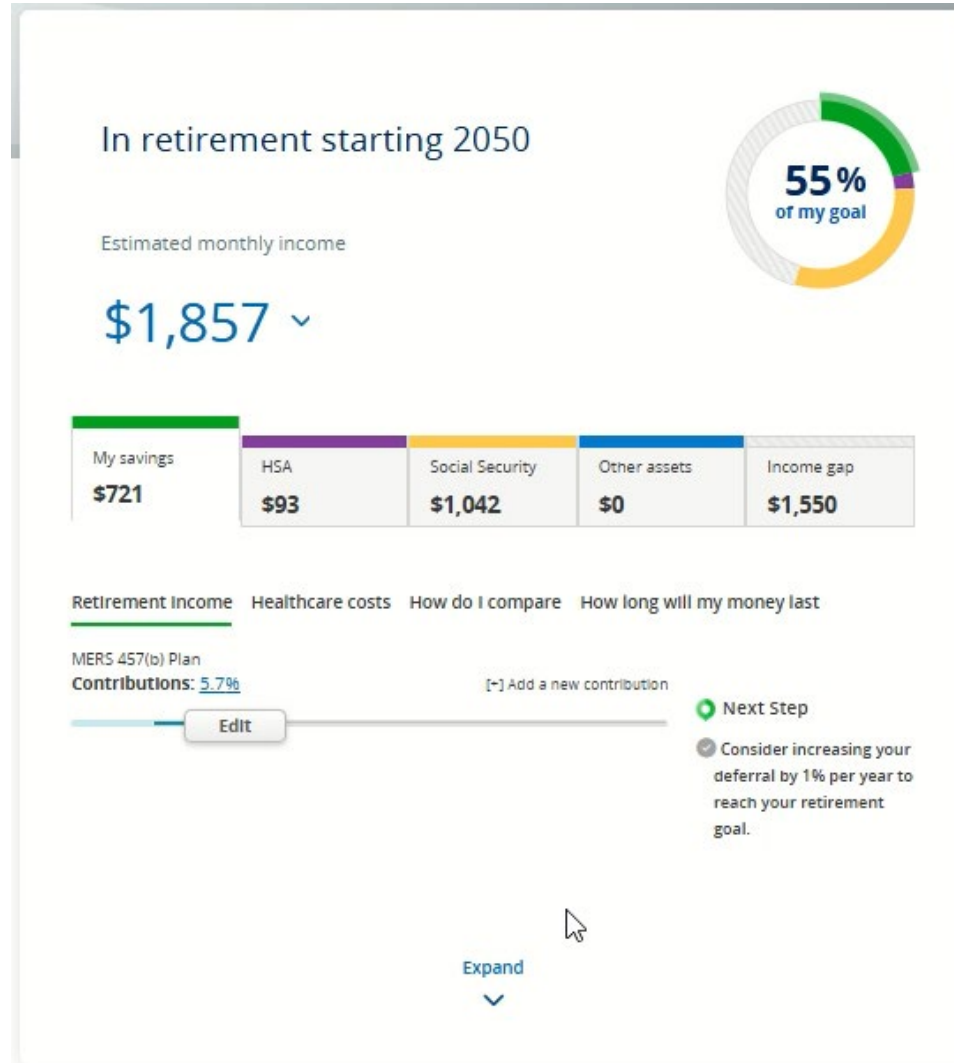
It's important to have a current beneficiary for each of your accounts to help protect the ones you love. Add or update your beneficiary information today.

Get started

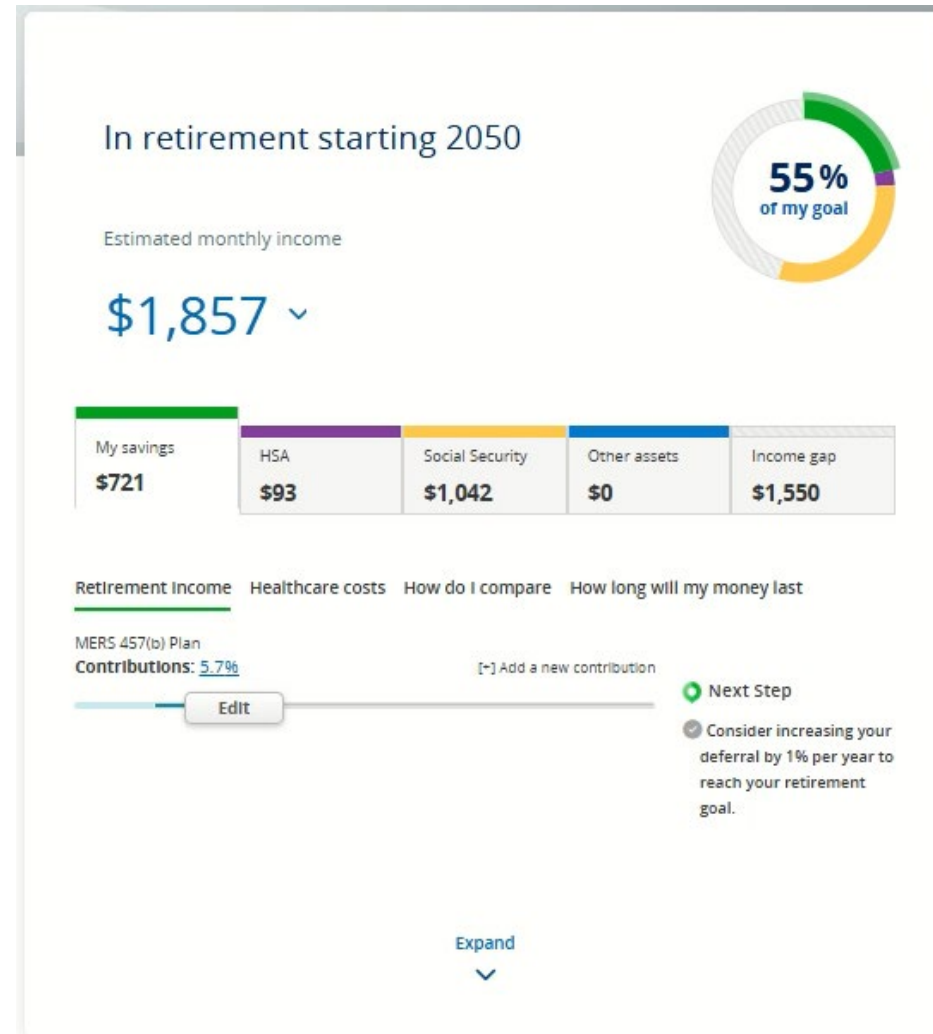
Customize Your Retirement Income Goals



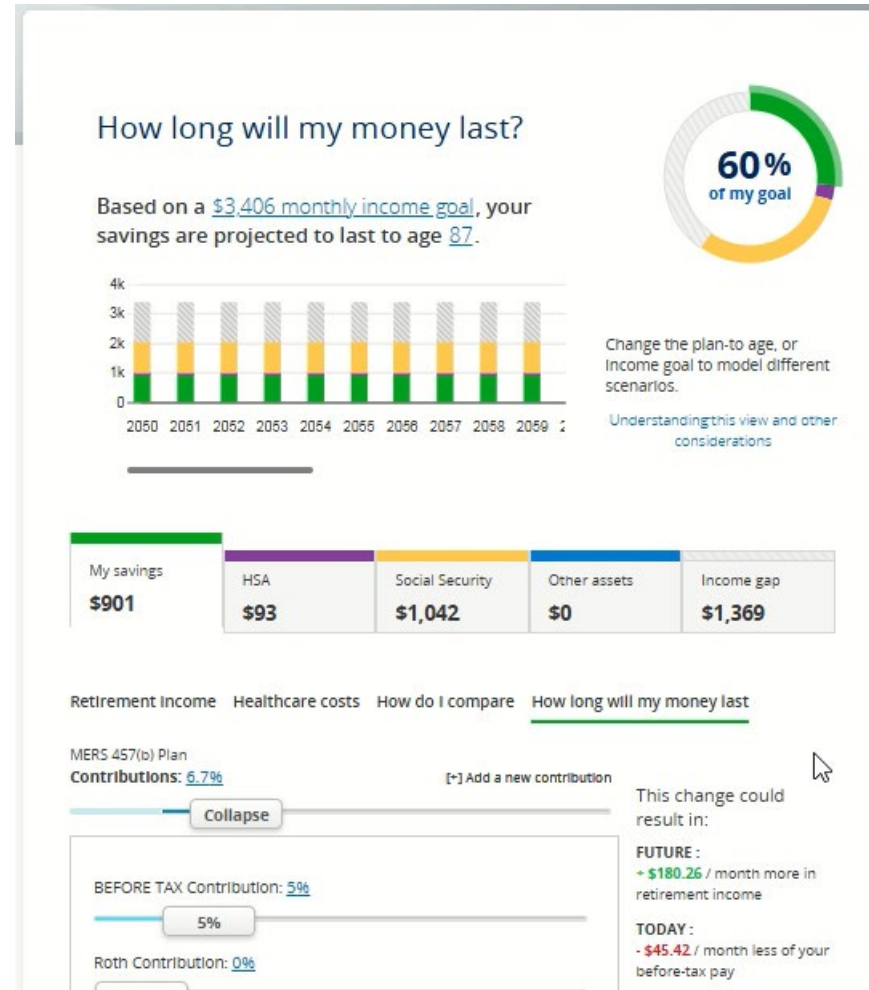
Additional Insights



Taking Steps to Improve Your Retirement



Other Sources of Income



Security Guarantee

- MERS and Empower are committed to **protecting** participant data.
- Empower will **restore account losses** that occur through no fault of the participant.
- No eligibility requirements or registration needed.

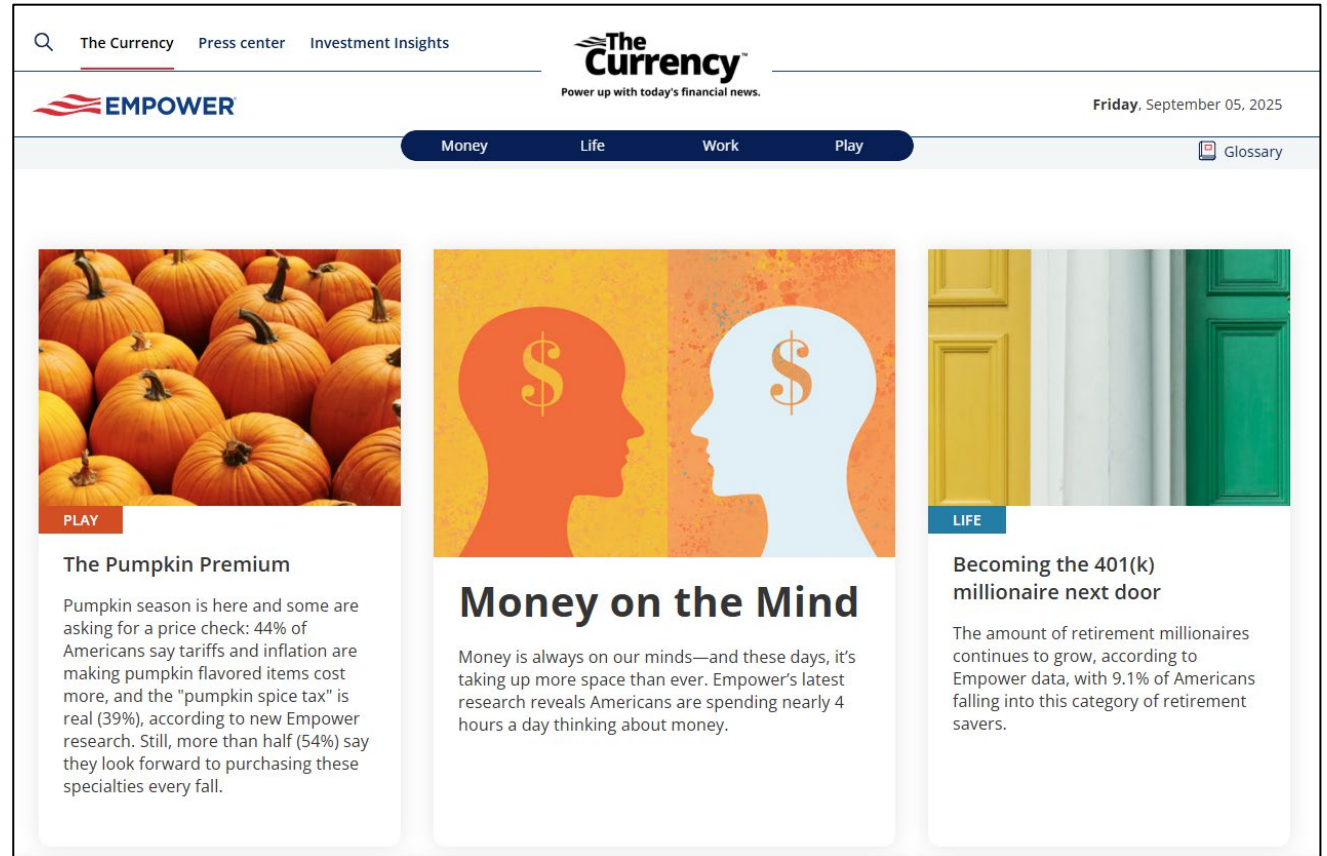


Ongoing Education



The Currency

Stay in the know by subscribing to Empower's newsletter to receive the latest money news in your inbox each week.



The Currency
Press center Investment Insights
The Currency
Power up with today's financial news.
EMPOWER
Friday, September 05, 2025
Money Life Work Play
Glossary

PLAY

The Pumpkin Premium

Pumpkin season is here and some are asking for a price check: 44% of Americans say tariffs and inflation are making pumpkin flavored items cost more, and the "pumpkin spice tax" is real (39%), according to new Empower research. Still, more than half (54%) say they look forward to purchasing these specialties every fall.

LIFE

Money on the Mind

Money is always on our minds—and these days, it's taking up more space than ever. Empower's latest research reveals Americans are spending nearly 4 hours a day thinking about money.

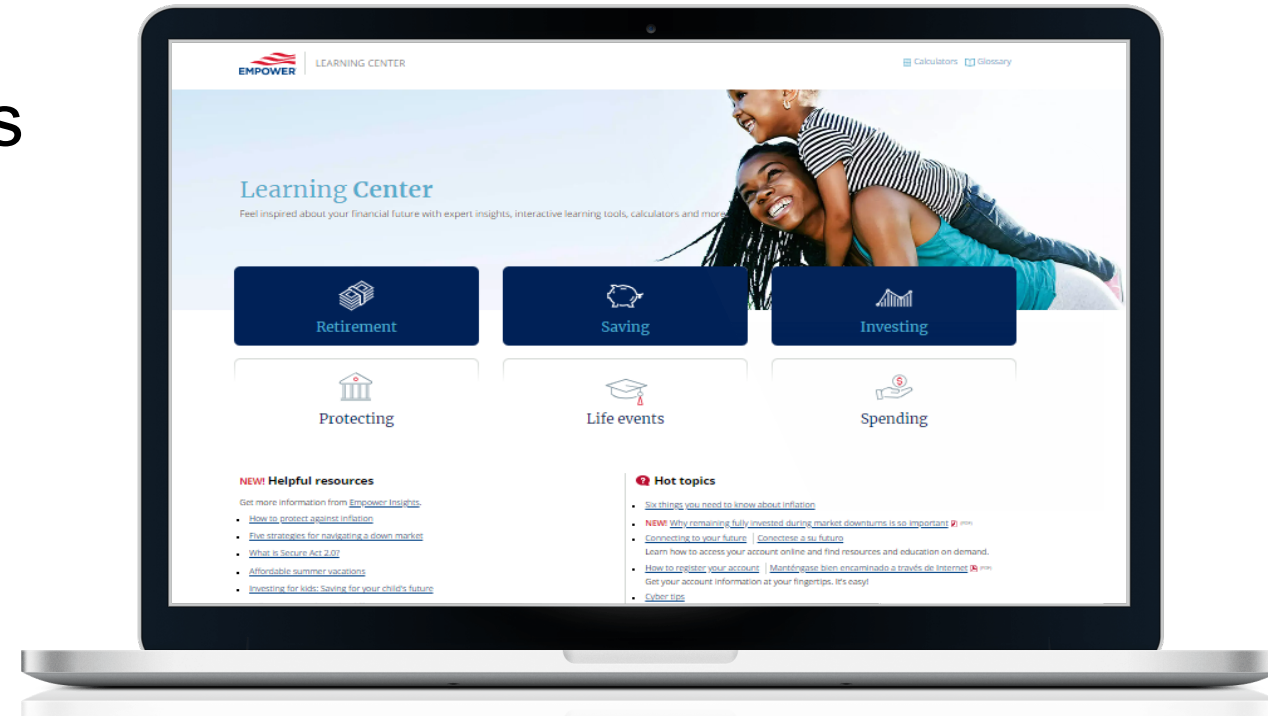
Becoming the 401(k) millionaire next door

The amount of retirement millionaires continues to grow, according to Empower data, with 9.1% of Americans falling into this category of retirement savers.

Visit empower.com/newsletter today!

Learning Center

- Videos
- Online courses and assessments
- Articles and insights
- Financial planning calculators



For illustration purposes

Visit empower.com/learning_center today!

Education by Empower – monthly webinars

- January:** Building a foundation of financial wellness
- February:** Introduction to tax planning
- March:** Sandwich generation
- April:** Boost your savings
- May:** A financial experience focused on you
- June:** Retirement readiness



- July:** Estate planning
- August:** A closer look at Social Security
- September:** Planning for healthcare expenses
- October:** Investing basics
- November:** Benefits of your plan
- December:** Retirement myths

Sessions also available in Spanish

Education by MERS



Tammy Marier
Region 1



Andrew Smith
Region 2



Nicole Coss
Region 3



Angie Schrauben
Region 4



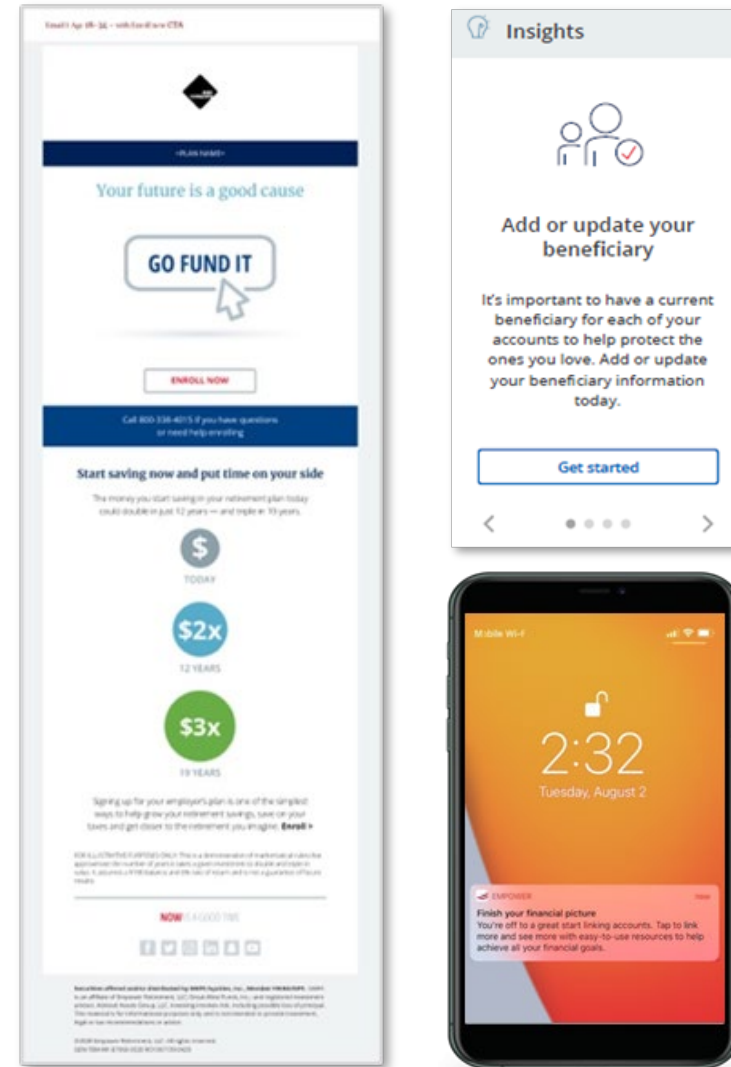
Lynn Henley
Region 5



Katy Moyer
Region 6

Ongoing Personalized Communications

- Welcome to your plan
- Update your beneficiary and profile information
- Save more
- Milestones, including catch-up contributions
- Retirement savings options (when leaving employment)



Get help along the way with free, timely advice

- Savings and contributions
- Investment allocation
- Financial wellness
- Rollovers



We're here to help you:

1 Get answers to your money questions.

2 Review and understand your current financial situation.

3 Plan for the financial future you want.

In March 2026, give us a call at **833-500-6377.**

Upcoming expanded hours:

- Weekdays: 8:00 a.m. to 10:00 p.m.
- Saturdays: 9:00 a.m. to 5:30 p.m.
- Automated system available 24/7

Key Takeaways

- ☑ MERS will continue to support you on your financial journey
- ☑ Transition details coming to your inbox or mailbox in January
- ☑ One flat fee per person, no matter how many MERS plans you have
- ☑ New online portal, app, and educational resources
- ☑ Free personalized financial advice

MERS of Michigan

1134 Municipal Way
Lansing, MI 48917

800.767.6377

mersofmich.com



This publication contains a summary description of MERS' benefits, policies or procedures. MERS has endeavored to ensure that the information provided is accurate and up to date. Where the publication conflicts with the relevant Plan Document, the Plan Document controls.

